

A history of sustainability, innovation, and quality



At Lutron, sustainability is not new to us. Since 1961, we have been designing industry-leading technology that saves energy and reduces greenhouse gas emissions, and are a proud member of the U.S. Green Building Council.

Lutron is a company built on a belief in taking care of the customers, employees, and the community. We innovate in advance of emerging market needs and continually improve our quality, our delivery, and our value.

Lutron owns over 2,000 patents worldwide and manufactures more than 15,000 products. For over 50 years, we have met and exceeded the highest standards of quality and service. Every one of our products is quality-tested before it leaves the factory.



Global service and support

You can count on a level of support unequaled anywhere in the industry and anywhere in the world. Lutron provides 24/7 technical phone support, as well as a global network of customer-focused field service engineers.



RadioRA® 2

Save energy with wireless total home control from Lutron

www.lutron.com



World Headquarters 1.610.282.3800 | 24/7 Technical Support 1.800.523.9466 | Customer Service 1.888.LUTRON1 (1.888.588.7661)

© 10/2015 Lutron Electronics Co., Inc. | P/N 367-1663 REV O



Table of contents

01 The benefits of total home control

02 Home tour:



Entry, page 02



Kitchen, page 04



Media room, page 06



Sunroom, page 08



Master suite, page 10

12 Enhanced system functionality

14 Colors and styles

16 System components

30 Technology you can count on

32 The basics of energy savings

The benefits of total home control

Total home control is the ability to adjust the amount of daylight and electric light, the temperature, and the power used by appliances in a room, or throughout your home.

With RadioRA® 2, you can:

- **save energy** and lessen your impact on the environment. The energy-saving benefits of RadioRA 2 are brought to you through a combination of light, shade, temperature, and appliance control.
- **add convenience to your daily life.** With a total home control system, you can adjust lights, shades, and temperature to the specific level you want, in a particular room, or throughout your house — at the touch of a button.
- **create just the right mood or ambiance** for any activity — and do it with stylish products that will complement your home's décor.
- **add cutting edge technology to your home.** With RadioRA 2, you can control lights, shades, temperature, and appliances from wall-mounted, tabletop, or handheld controls, in a specific room — or remotely from another room — or even from outside your home.



seeTouch® wall-mounted keypad in stone with personalized engraving

Create lighting scenes to match any mood or activity at the touch of a button.

Ideal for existing homes and new construction

Because RadioRA 2 features Lutron wireless technology, the system installs just as easily into existing homes as it does into new construction.

Entry: Warm and welcoming

Control from inside or outside your home

Conveniently control and monitor your home's lights, shades, and temperature as you approach your home, from anywhere inside your home, or even while away.

The system's two-way communication lets you know if lights are left on, shades are open, or what the temperature is even when you can't see the areas being controlled.



GRAFIK TTM RF C•L[®] hybrid keypad in satin nickel; iPhone®, and Apple WatchTM with Lutron Connect app



Turn on your lights from the comfort of your car.

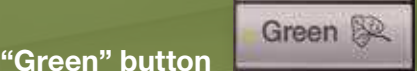
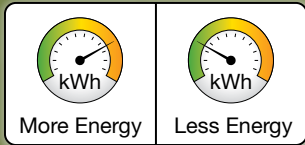
Never walk into a dark house again.

Create a path of light from your foyer into your house.

iPhone is a registered trademark of Apple Inc., registered in the U.S. and other countries. Apple Watch is a trademark of Apple Inc.



Energy-saving tips



“Green” button
Use the “Green” button to save energy by dimming the lights, adjusting the thermostat, shutting off standby power to electronic appliances, and closing the shades to block solar heat gain in summer or insulate the windows in winter.

Kitchen: The heart of your home

Control for versatility

Whole home control adds a new level of versatility to your kitchen by making it easy to create the perfect atmosphere for different activities.

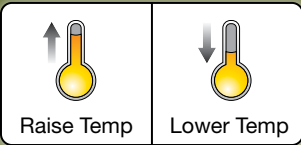
And with temperature control, you can stay comfortable as things heat up — just turn the thermostat down a few degrees right from your seeTemp® wall control.




seeTouch® keypad and seeTemp® wall control in midnight with a stainless steel wallplate



Energy-saving tips



Temperature control
Wireless temperature sensors are easily placed in an optimum location. Because they're battery powered, they don't require wiring.



Dimming
Dimming allows you to have exactly the amount of light you want — where you want it — rather than wasting energy illuminating an entire room.



Bright daylight illuminates work surfaces when preparing meals.



Downlights and insulating honeycomb shades set the mood for entertaining.



Soft lighting and adjusted shades offer relaxation and privacy.

Media room: Taking it easy

Control for convenience

RadioRA® 2 brings theater magic to your media room by dimming the lights as the show begins. Proper light levels and glare-eliminating shades create the perfect viewing environment.



Touch panel control

Integration with other systems

RadioRA 2 integrates with a wide variety of universal remote controls, allowing you to control lights, shades, temperature, and audio-visual components all from your favorite remote. We work with other manufacturers to make sure our products integrate reliably. Please see page 12 for a list of our integration partners.



GRAFIK T™ RF C•L® hybrid keypad in bright nickel wallplate



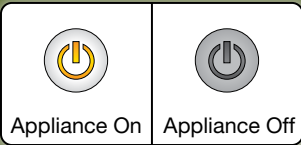
Turn your media room into the ultimate home theater by creating the perfect viewing environment.



Say goodbye to glare with controllable window shades.



Energy-saving tips



Plug-in appliance module
Many electronic devices such as stereos use energy even when they appear to be off. By plugging these devices into the appliance module you can completely shut off power — and be sure the devices aren't wasting energy.



Easily conceal the plug-in appliance module behind furniture.

Sunroom: Entertaining friends

Control for indoor/outdoor living

Add RadioRA® 2 to a room and you’ve just increased its flexibility. Adjust lights and shades to create the best setting for reading. When entertaining, soften lights in spaces where guests are relaxing, and raise shades to enjoy the sunset.

You can also conveniently control your ceiling fan with our wall control, which makes it easy to fine-tune the room temperature without the hassle of pull chains.



Pico® wireless control with night light



Integration with a universal remote control provides added flexibility.

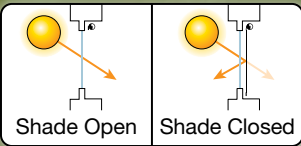


Adjust lights and shades to create the best setting for reading.



When entertaining, soften lights in spaces where guests are relaxing, and raise shades to enjoy the sunset.

Energy-saving tips



Shade control
In summer, close shades to block the sun, which will reduce cooling costs. In winter, open shades to let daylight warm your home — then close them in the evening to retain the heat.

Master suite: Rooms for relaxing

Control in your bedroom — and bathroom

The convenience of whole home control means you can monitor lights, shades, heating, and cooling from anywhere in your home — including the comfort of your bed. You can also set lights and shades in the bathroom to the perfect level for creating a soothing retreat.



seeTouch® tabletop keypad in black



Set lights and shades in the bathroom to the right level for relaxing.



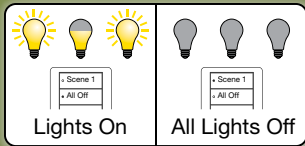
Turn lights off in rooms you may have forgotten about from the comfort of your bed.



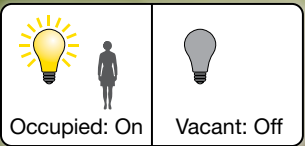
Press a keypad button and wake up to soft light.



Energy-saving tips



“Goodnight” button
Press the “Goodnight” button on a tabletop keypad after you climb into bed, and you can rest assured that all of the lights are off.



Occupancy/Vacancy sensors
Radio Powr Savr™ occupancy/vacancy sensors turn off the lights when the room is empty. They are ideal for rooms where lights are often left on, such as bathrooms or a child’s room.

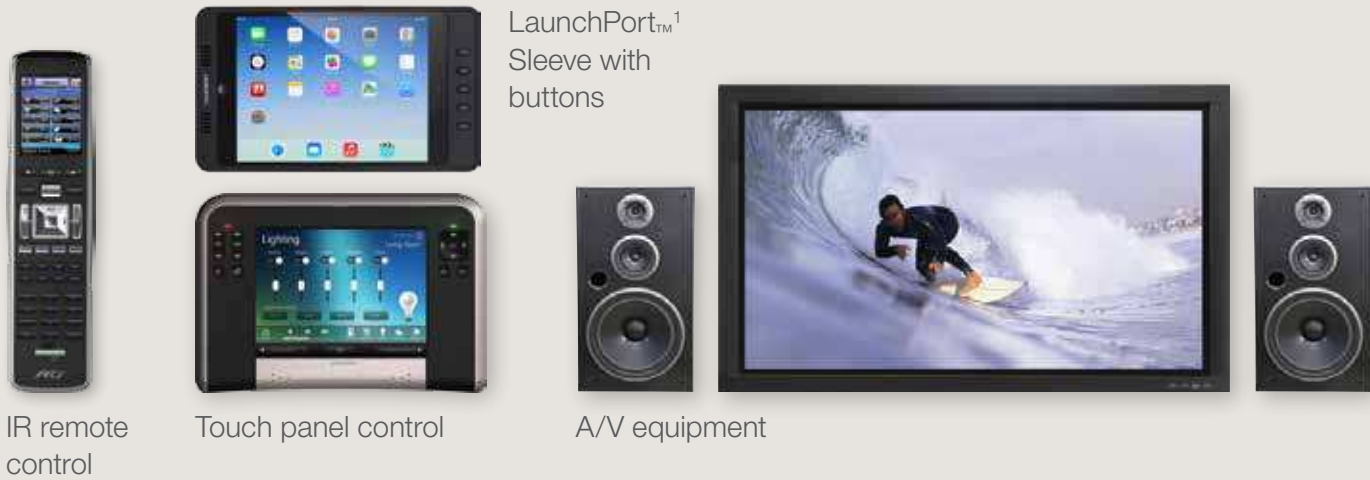
Enhanced system functionality

Open integration

Lutron works with many other manufacturers to ensure that our systems integrate reliably with a wide variety of remotes and automation systems.

- Alarm.com
- AMX
- Bang & Olufsen
- Clare Controls
- Control4
- Converging Systems
- Crestron Electronics, Inc.
- Dana Innovations
- ELAN
- ELK
- Honeywell
- iSimplex
- Key Digital
- Nest
- OnControls
- ProControl
- Roomie
- RTI
- Savant
- URC
- Wall Smart

RadioRA® 2 can be integrated with popular control and automation systems to make light, shade, and temperature control part of the experience.



RadioRA 2 integrates directly with select security panels to provide an enhanced security experience and additional lifestyle benefits in the home. RadioRA 2 acts as an extension of the security keypad, so you can save energy, create privacy, and add comfort every time you use your security system.

Alarm.com, ELK, and Honeywell platforms supported.

Remote control and monitoring

The Lutron Connect app¹ lets you control and monitor your RadioRA® 2 system right from your mobile device — at home or while away.

Full two-way functionality allows your **iPhone**®², **iPod touch**®², **iPad**®², **Apple Watch**™³, and **Android**™⁴ devices to update in real-time when you adjust lights, ceiling fans, shades, temperature, or plug-in devices in your home. The app will even provide battery status notifications to let you know when batteries in your shades, Pico remotes, and other Lutron devices start to run low. Other new app features include geofencing, Apple Watch notifications, Apple/Android Widgets, and more. In addition, the app supports multiple RadioRA 2 systems — perfect for users with more than one home.

The Level Editor feature offers the ability to easily adjust and save your system’s keypad, timeclock, and thermostat programming. The Keypad Builder feature lets you create new light and shade scenes on your own. The HomeGlance dashboard for your mobile device provides an at-a-glance overview of your favorite keypads and devices, as well as thermostats and timeclock mode.



Free remote access*

Now you can have the added convenience of controlling your RadioRA 2 system from anywhere internet access is available. Setup is easy and you don’t need a VPN. Simply download the Lutron Connect app, available on the App Store and on Google Play™⁵, and speak with your installer to ensure you have the proper software installed to get started.



* Lutron Connect Bridge is required for free remote access.

¹ LaunchPort is a trademark of Dana Innovations DBA iPort in the United States and other countries. All rights reserved.

¹ Apps require set up by a qualified RadioRA 2 dealer. Remote access requires appropriate network equipment and configuration.

² iPhone, iPod touch, and iPad are trademarks of Apple Inc., registered in the U.S. and other countries.

³ Apple Watch is a trademark of Apple, Inc.

⁴ Android is a trademark of Google Inc. Use of this trademark is subject to Google Permissions.


⁵ Google Play is a trademark of Google Inc.

Colors and styles



seeTouch® wall-mounted keypad in mocha stone

RadioRA® 2 keypads, dimmers, and accessories come in beautiful color palettes, while shades are available in a wide variety of fabrics and styles. You can choose colors and fabrics to complement a room's look and feel, and to coordinate with the overall style of your home.



Dimmer, receptacle, phone jack, cable jack, and seeTemp® wall control in mocha stone

Satin Colors®



Gloss colors



Architectural metal finishes



Architectural matte finishes



Metals



Glass



Experience GRAFIK T™



These new architectural controls provide a simple and intuitive way to control your lights. No knobs, buttons, or sliders — just touch.


Note: GRAFIK T controls are only available in architectural matte, select architectural metal, and clear glass finishes.

System components



When you choose RadioRA® 2, you're selecting a comprehensive system comprised of keypads, light controls, sensors, fan controls, temperature controls, appliance controls, and shades.

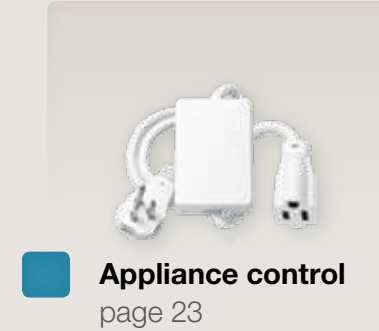
RadioRA 2 was developed so that you can choose the specific components you want in order to create the system that will best suit your lifestyle.




Keypads
pages 20–22




Light controls
pages 21–23



Appliance control
page 23



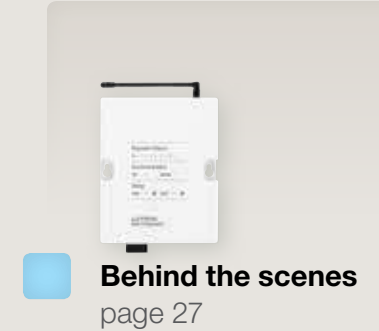
Fan control
page 25



Sensors
page 25



Temperature controls
pages 26–27



Behind the scenes
page 27



Automated shades
pages 28–29

System components



Keypads

Use wall-mounted or tabletop keypads to adjust lights, ceiling fans, shades, or HVAC. Handheld controls and the car visor transmitter are convenient ways to adjust lights and shades. Keypads are available in a wide variety of button configurations and colors.



Shown actual size: Five-button keypad with raise/lower



Shown actual size: Three-button keypad with raise/lower

seeTouch® wall-mounted keypads install in a standard wallbox to provide control of lights and/or shades individually or in preset scenes. They feature backlit buttons and personalized engraving.

Available button configurations



Keypads (continued)

seeTouch® tabletop keypads are powered by standard AAA batteries or an included plug-in adapter. Tabletop keypads provide convenient, portable control of the system with backlit buttons and personalized engraving.



Shown actual size: Tabletop keypad with 10 scene buttons, as well as on/off and raise/lower buttons

The **car visor transmitter** is a three-button, battery-powered control that provides control of lights and shades from your car. HomeLink® compatibility in the visor control receiver (see page 27) allows your car's built-in buttons to adjust lights and shades.



Shown actual size: Car visor transmitter

System components

Keypads (continued)

Pico® wireless controls are battery-powered (10-year battery life) remote controls that can be mounted to any wall surface, placed on a pedestal for tabletop use, or used as a handheld control. A wall-mount option provides the convenience of additional “3-way” control of lights and shades with no new wiring.



Quad pedestal-mounted light and shade Pico wireless controls (single, dual, and triple pedestals also available)



Shown actual size: Handheld Pico wireless control



Shown actual size: Wall-mounted Pico wireless control with coordinating Lutron Claro® wallplate

Light controls

Light controls provide the basic building blocks for the RadioRA® 2 system. Dimmers, switches, and other components are available in a variety of colors and finishes.



Shown actual size: Wall-mounted GRAFIK T™ RF C-L hybrid keypad with personalized engraving



Shown actual size: Wall-mounted seeTouch® C-L hybrid keypad with personalized engraving

The **wall-mounted C-L® hybrid keypad** replaces a standard switch. It receives signals from keypads and sensors and controls power to your lights. With the hybrid keypad you can turn your lights on, off, dim them, or create specific scenes. You can also control other lights throughout your home — as well as shades — using this keypad.

System components

Light controls (continued)

A **wall-mounted dimmer** installs in place of a standard light switch to provide dimming control of the attached lighting, as well as system control from keypads and other devices.



Shown actual size: RadioRA® 2 wall-mounted dimmer

A **wall-mounted switch** installs in place of a standard light switch to provide switching control of the attached lighting, as well as system control from keypads, sensors, and other devices.



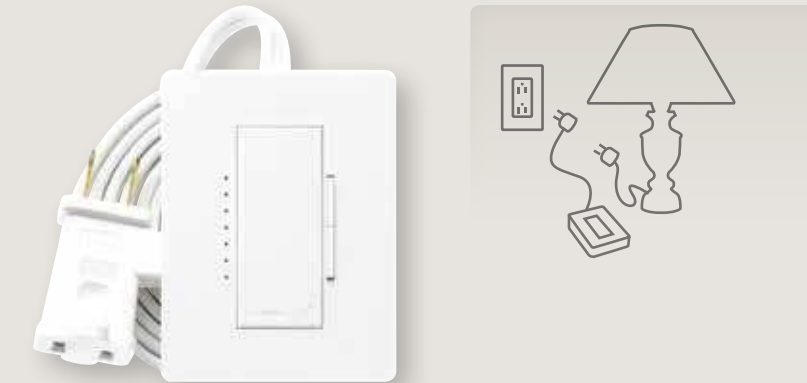
Shown actual size: RadioRA 2 wall-mounted switch




Shown actual size: GRAFIK T™ wall-mounted dimmer/switch

Light controls (continued)

The **tabletop lamp dimmer** provides direct dimming control of an attached table lamp, and provides system control of the lamp from keypads and other devices. The dimmer's “stack-on” plug connects to a standard electrical receptacle and also provides the connection for the lamp.



The **plug-in dimming module** plugs into a standard receptacle and provides connection for floor or table lamps. Plug-in modules are designed to be concealed behind furnishings. Connected lights can be controlled only from keypads, sensors, and other system devices.



Appliance control

Appliance controls save energy by shutting off standby power to electronic appliances such as printers and computer monitors when they're not in use.

The **plug-in appliance module** plugs into a standard receptacle and provides connection for electrical appliances. Plug-in modules are designed to be concealed behind furnishings. The connected appliance can be switched off only from keypads, sensors, and other system devices.



System components



Light controls (continued)

GRAFIK Eye® QS Wireless control units provide integrated control of multiple groups of lighting fixtures and shading groups within a single room. Individual lighting loads and shade groups can be controlled directly from the unit's controls, hidden below a hinged cover.



Shown actual size: GRAFIK Eye QS Wireless control unit with one shade zone and personalized button engraving (control shown with closed cover)

Above: control shown with cover open



Fan control

Fan controls are a convenient way of controlling ceiling fans without the hassle of pull chains.

The wall-mounted fan control works with ceiling fans up to 2 amps, provides four quiet speeds, and doesn't require any additional wiring.



Shown actual size: Wall-mounted fan control



Occupancy/vacancy sensors

Sensors provide automated energy savings and added convenience. **Radio Powr Savr™ wireless occupancy/vacancy sensors** are battery powered (10-year battery life) and can be installed without the need for any wiring.

These sensors work with RadioRA® 2 light controls to turn lights on when people enter a room and turn lights off automatically when the room is empty. Available in ceiling, corner, and hallway mount configurations for appropriate sensor coverage in any room.




Shown actual size: Radio Powr Savr wireless occupancy/vacancy sensor (ceiling mounted and wall mounted)

System components

Temperature controls

Add a Lutron thermostat to your RadioRA® 2 system for convenient temperature control from keypads, mobile devices, and the timeclock.



The **seeTemp®** wall control shows current temperature and allows you to adjust set point and system mode (heating, cooling, auto, fan on/off). Save energy by reducing your HVAC usage with the “eco” button.

Shown actual size: seeTemp wall control

TouchPRO Wireless® with Clear Connect® RF Technology

The TouchPRO Wireless with Clear Connect RF Technology combines the trusted Honeywell® brand with Lutron innovation. It looks like a conventional thermostat, is easy to install, and it works with Lutron’s designer seeTemp wall-mounted temperature controls — so you can add additional points of control while enhancing décor.



Shown at 65%
Actual Size: 6.5" X 4.94"

HVAC Controller with Wireless Temperature Sensor

The **HVAC controller** connects to your home’s mechanical equipment using standard thermostat wiring.

The battery-powered (5-year battery life) **wireless temperature sensor** is surface-mounted to the wall in the space to be conditioned. It detects temperature and transmits that information to the HVAC controller.



HVAC controller shown at 65%
Actual Size: 4.2" X 5.25"

Behind the scenes

The **main repeater** provides open integration with other systems, devices, and the Web. The included astronomic timeclock allows system control based on time of day as well as sunrise/sunset. The main repeater is required for system set up and operation.

The **auxiliary repeater** extends system radio frequency (RF) range in larger applications, outdoor spaces, and between buildings. It can be used wirelessly within the home or be wired to another repeater to span longer distances.

The **visor control receiver** provides system control from the car. The security feature turns on and flashes selected lights when the security system is activated. Contact closure outputs enable remote control of garage door openers.

The **Lutron Connect Bridge** provides free remote access for mobile apps. It also synchronizes the system timeclock with internet timer servers.



Main repeater



Auxiliary repeater



Visor control receiver



Lutron Connect Bridge

System components

Automated shades

Sivoia® QS Wireless and Sivoia QS Triathlon® (our battery-powered shades) offer ultra-quiet, precision control of Lutron window treatment styles at the touch of a button.

For more information on Sivoia QS Wireless and Sivoia QS Triathlon shades go to www.lutron.com/shades.



Sivoia QS Triathlon
Sivoia QS Wireless

Roller shades provide precision control of daylight with near-silent operation. Battery-powered option available.



Sivoia QS Triathlon
Sivoia QS Wireless

Honeycomb shades offer superior insulation with honeycomb design in elegant textures and colors. Battery-powered option available.



Sivoia QS Wireless

Pleated shades provide added dimension to a room with crisp, Z-shaped pleats and textured weaves.



Sivoia QS Wireless

Sivoia QS Wireless

Drapery systems add a traditional look with pinch pleat or ripplefold styles. **Kirbé® vertical drapery systems** lift fabrics up to provide a complete view.



Sivoia QS Wireless

Venetian blinds tilt slats independently of blind height, providing complete control of light levels in a space.



Sivoia QS Wireless

Horizontal sheer blinds combine the soft elegance of a sheer with the precision control of a blind.



Sivoia QS Wireless

Roman shades promote safety with CERUS™ (Cord Eliminating Roman Uptake System) technology, the first cord-free Roman shades on the market.



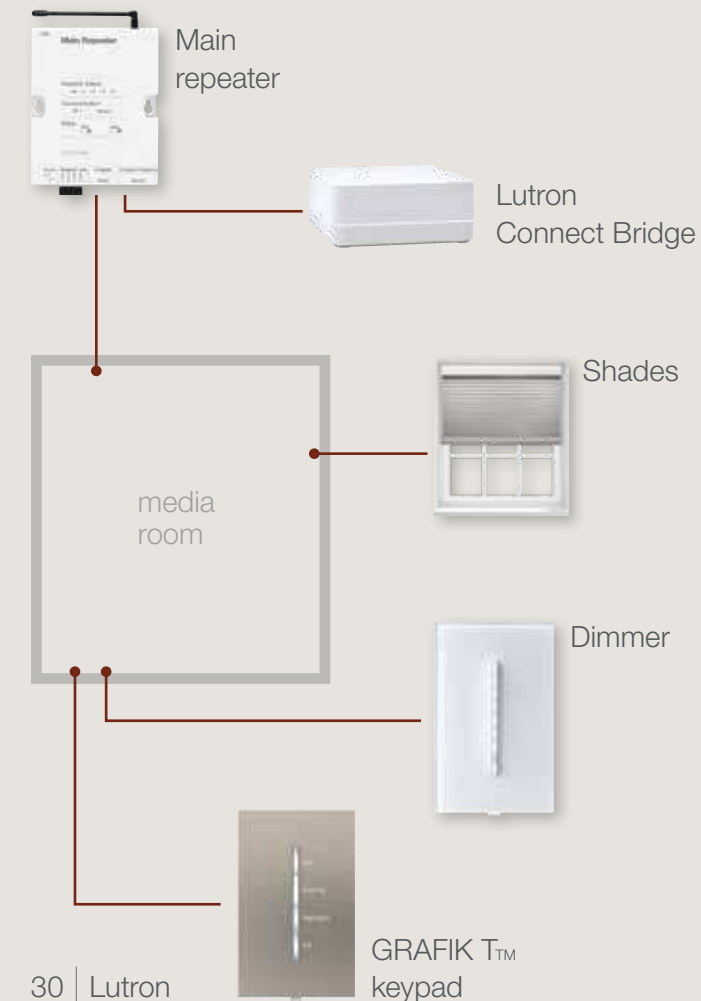
Sivoia QS Wireless

Tensioned shades reliably control daylight and heat gain through skylights and angled windows.

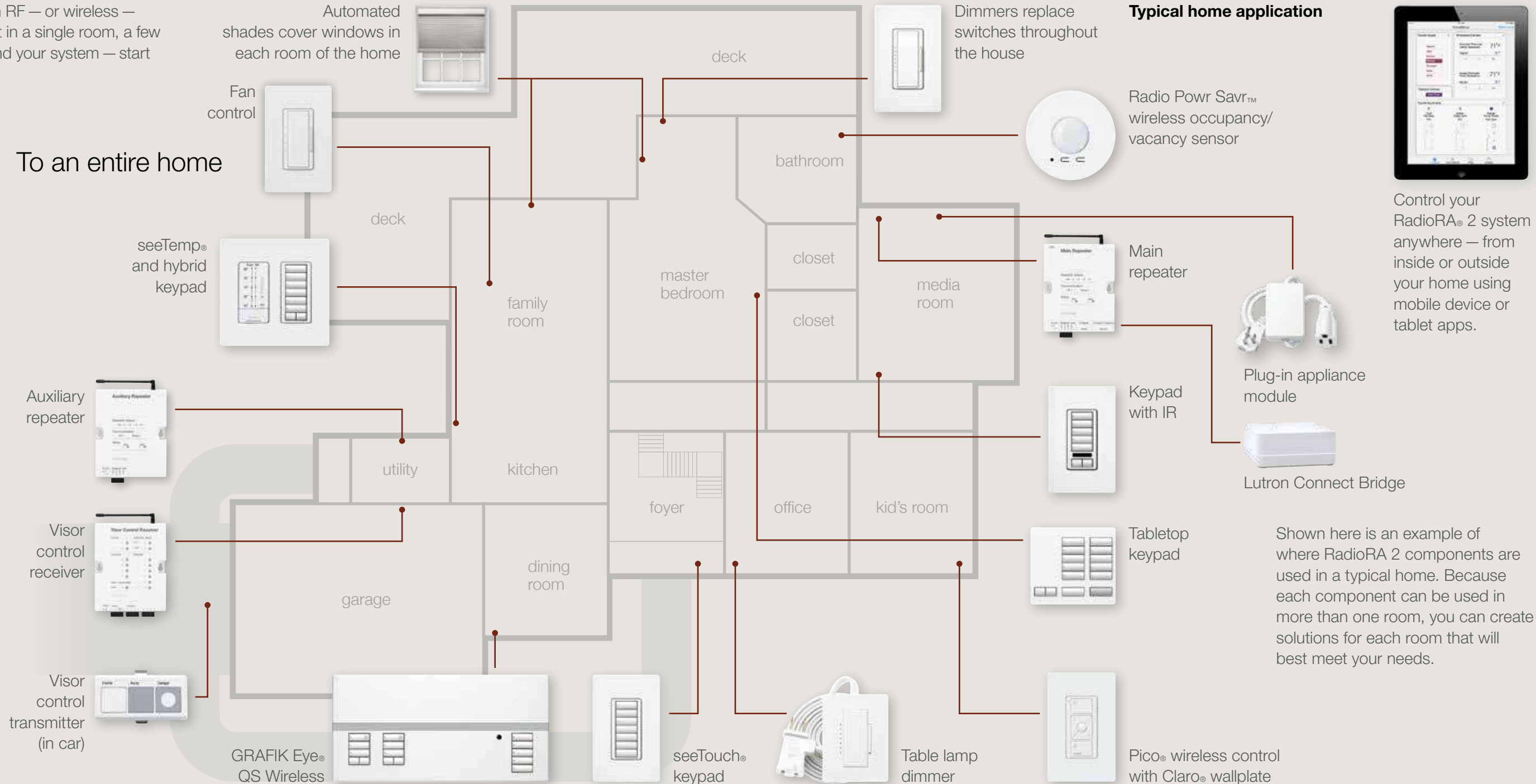
Technology you can count on

The components in RadioRA® 2 “talk” to each other through RF — or wireless — technology. RadioRA 2 is scalable — meaning you can use it in a single room, a few rooms, or throughout your entire home. Plus, you can expand your system — start out with a single room and add other rooms in the future.

From a single area



To an entire home



Typical home application



Control your RadioRA® 2 system anywhere — from inside or outside your home using mobile device or tablet apps.

Shown here is an example of where RadioRA 2 components are used in a typical home. Because each component can be used in more than one room, you can create solutions for each room that will best meet your needs.



Lutron's patented Clear Connect® RF technology sets the bar for reliability, so you can trust your system will work with precision and accuracy — every time you use it.

- Quiet frequency band, essentially free of interference
- Dedicated network ensures communication between system devices is reliably delivered
- Group commands ensure smooth, simultaneous system response



The basics of energy savings

Light control

Dimming a standard halogen or incandescent light bulb by 25% saves 20% lighting energy. Dim more and you'll save even more. Sensors and a timeclock also help save energy by turning off lights when they are not needed.

Potential energy savings: 20%

Temperature control

Temperature control is the perfect complement to light and shade control because it provides the ability to adjust heating and cooling systems any time of day — even while away from home, saving up to 16% or more of heating and cooling energy usage.¹

Potential energy savings: 16%

Appliance control


Many appliances — like computer monitors — consume energy 24 hours a day, accounting for 10% of a typical home's electricity use.² Turning off this standby power as part of a total home control system saves energy.

Potential energy savings: 10%


Shade control

You can make the most of the energy savings you get from light, temperature, and appliance control, by adding motorized shades to a space. Controllable window shades can save on heating and cooling costs by blocking the sun's rays in summer or letting them in to warm a room during colder months.


The energy-saving solutions listed below use a combination of light, shade, temperature, and appliance control to capitalize on **energy savings in your home**, without sacrificing comfort or convenience.



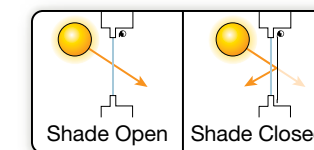
Dimming incandescent or halogen bulbs by 25% saves 20% electricity. Dimming more saves even more.



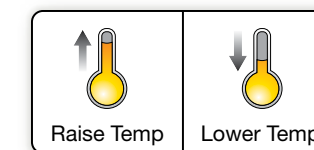
LEDs and CFLs already use less energy than standard bulbs, so dimming these highly efficient bulbs saves additional energy.



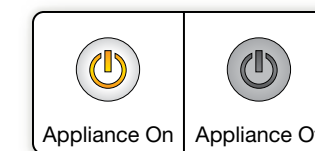
Occupancy sensing turns lights and standby power from electronic appliances off when a person leaves the space.



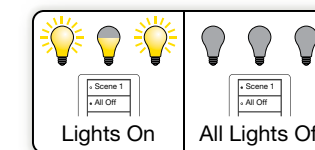
Controllable window shades reduce heating costs in winter and cooling costs in summer.




Temperature control automatically sets back the temperature when heating or cooling a room, so you use less electricity.



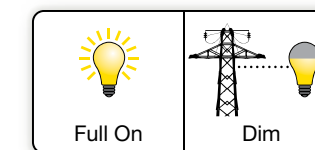
Appliance control turns off standby power to electronic appliances when you're not using them.



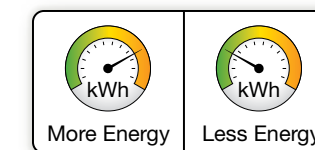
The **“All Off” button** turns all lights off with a single touch.



Scheduling can dim or turn off lights and standby power from electronic appliances when they're not needed, as well as set back the temperature when not as much heating or cooling is needed.



Demand response automatically reduces energy use from lights, shades, and heating/cooling systems during peak electricity usage times.



The **“Green” button** reduces energy use from lights, shades, and heating/cooling systems with a single touch.

During your tour through a RadioRA® 2 home, the recommended energy-saving solutions in each room will be indicated by the icons shown above.